

WOLF'S PLUMB BOB NEWS 2015

Issue Q 05 X-MAS December 1, 2015

PLUMB BOB NEWSLETTER

Author: Wolf Ruecker

www.plumbbobcollectors.info

Dear Fellow Collector,
Dear reader of the PLUMB BOB NEWS,
As always, I am searching for new material and information associated with plumb bobs.
Please feel free to share new photos, catalogs, articles or stories of a personal nature.
I welcome input from fellow collectors!
Wolf

PLUMB BOB NEWSLETTER 2015- Q 05

TABLE OF CONTENT


1. INTRODUCTION	111
2. PLUMB BOBS OFFERED ON EBAY 2010 (selection)	112
3. UNCOMMON FAUSTMANN MIRROR HYSOMETER.....	116
4. OLD CAR WHEEL MEASURING INSTRUMENT. USA	117
5. HERGA and WHPLUMB from AUSTRALIA.....	118
6. TRAILER LEVEL INDICATOR.....	119
7. PLUMB BOBS FROM THE COLLECTION OF ARCHIE MACKINNON, CANADA.....	120
8. HUGE GERMAN ARCHITECT'S PLUMB BOB.....	126
9. BRITISH PATENT GB19687 from 1907 GEORGE W. WIESENER Australia.....	127
10. ASIAN GODDESS WITH PLUMB BOB.....	130
11. SOMETHING TO SMILE ABOUT	131
12. REMARK.....	131

1. INTRODUCTION

For this year I planned only 4 newsletters, but now at the end of the year I will add a fifth. (as an informative Christmas card on plumb bobs!). As in some previous newsletters, I will devote a portion of my discussion on plumb bobs sold at auction on eBay. This Christmas edition will focus on plumb bobs sold during 2010. Perhaps some of these were purchased **by you!** In the remaining sections I will share some of the more interesting email correspondence received from fellow collectors since my last publication; present highlights of plumb bobs from a Canadian collection; as well as discuss technical information on a hypsometer, antique car wheel measuring instrument and early mechanical plumb bobs by Troughton & Simms and others. I will conclude with an "enlightening" photo, which should make you smile! I hope you enjoy the brief, but interesting topics presented in my Christmas edition! It deviates from previous editions of Wolf's Plumb Bob News, which typically focused on a single theme or subject and showcases a potpourri of different topics- hopefully something of interest for everyone!

I wish you a Merry Christmas and a healthy New Year 2016!

Below the 5 known WIESENER PLUMB BOBS in 4 different shapes and markings.
More see Chapter 9.



2. PLUMB BOBS OFFERED ON EBAY
2010 (selection).

2010/1

A

B

C

D

1



2



3



4



5



6



DESCRIPTION of photos 2010/1 on page 112

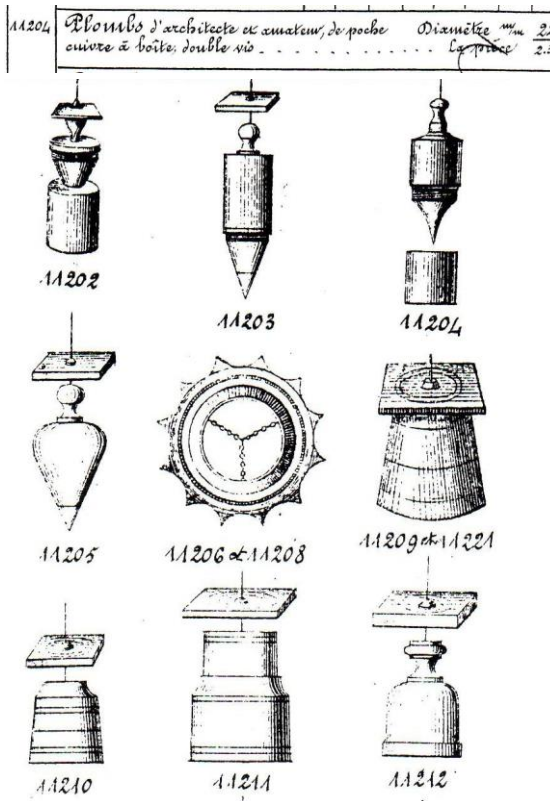
- 1A 10 oz brass. USA. Acorn shaped
- 1B,C German Freemason pewter cup from 1761 with unknown abbreviations. Who knows it?



1D,2A Baltimore \$300. Huge brass.



2B-D,3A French patent. Pictured in catalog RABATTET Paris. Unknown date.



3B,C,D Unknown tool. Perhaps a mold for plumb bobs? Who knows more?

4A,B A group of Portuguese lead filled pbs with wooden spacer.



4C Buy it now for \$950. Highly ornated. Sold from New Zealand.



4D Wooden spacer in use

5A,B ASTRUP wallpaper plumb bob. \$47

5C Old GERMAN brass plumb bob from a mason in Berlin.

5D This is not a plumb bob, but a PENCIL that can be pushed together (silver-plated)



6A, A complete set from CANADA. HERCULES 5, 8, 10, 20 oz

6B Silhouette. German postcard A.M. Schwindt; "Deutsches Handwerk".

Genau visiert der Herr Polier, der Lehrling tut sich gütlich hier. Hessischer Heimat Verlag, Darmstadt, Seestraße 3

6C,D Early French iron plumb bob.

2010/2


A

B

C

D

7



8



9



10



11



12



DESCRIPTION of photos 2010/2 on page 114

7A-D French free mason plumb bob



8A THE PLUMB LINE AND THE CITY. Cover of a Long Playing record. This very symbolic model of a city was a gift of Christ Church, Cincinnati, U.S.A. to the Cathedral of Coventry, England. Artist: Clarke Fitz-Gerald.


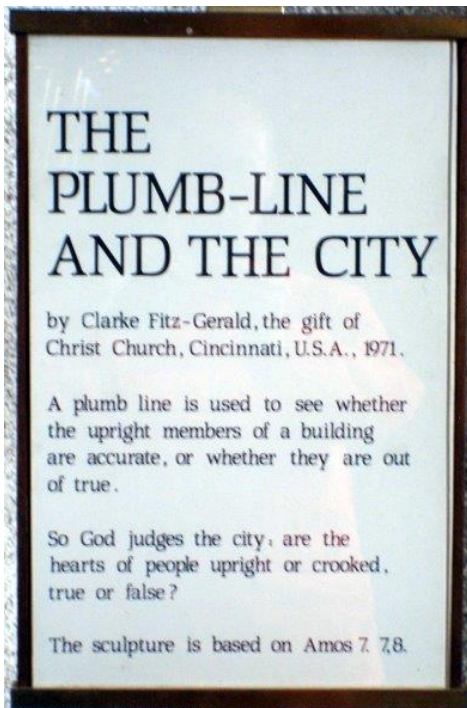


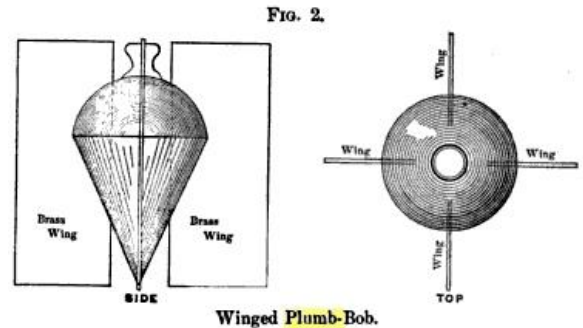
Plate for the visitors in the cathedral.



- 8B-9D Miniature plumb bobs.
- 10A Unusual Ottoman plumb bob iron
- 10B Ottoman. \$ 525.
Seller from west coast USA
- 10C P B Brass & Mahogany Canister.
\$449 start



10D Very rare plumb bob with wings used by mining surveyors to stabilize faster the swinging (oscillation). (It was put into a basket with water or oil). Other combination and description below.



PLUMBING DOWN A SHAFT

297

and the form shown in Fig. 135 is a good one, since it prevents rotary as well as lateral oscillations. It should hang near the top of the vessel as the wire will be in a high state of tension and will stretch considerably. A mark should be made on the wire showing how far the bob is above the bottom of the vessel.

The liquid must be a true one (not a mud or slime) and it must be neither too limpid nor too viscous; for in the former case it will not stop the oscillations within a reasonable period, and in the latter the bob may not reach the central position quickly enough. The amplitude of the vibrations of the plumb-bob decreases in a fixed ratio with equal increments of time, and the viscosity of the fluid should be such as to make each oscillation, say, about one-quarter of the preceding.



FIG. 135. TYPE OF PLUMB-BOB USED IN PLUMBING MERIDIAN DOWN A SHAFT.

from PRINCIPLES OF SURVEYING 1907

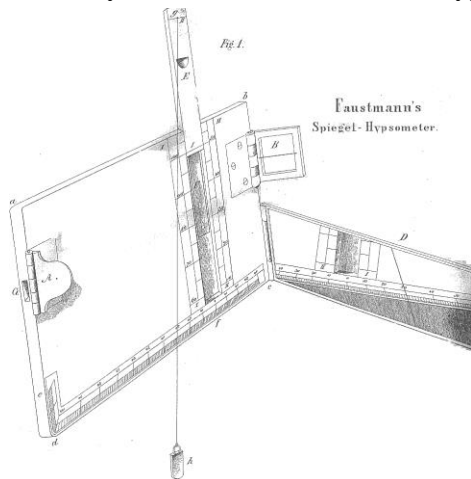
- 11A,B PLUMB SQUARE small IRON. England.
- 11C SOLD FOR \$ 599 brass common sense
- 11D French doorknocker, not a plumb bob.
- 12A STANLEY # 1 unused BUY IT NOW \$490
- 12B Miniature plumb bobs
- 12 C,D German carpenter weather vane.
In my collection now.

3. UNCOMMON FAUSTMANN MIRROR HYPSONETER

I consider myself an expert for a special kind of tree height measuring instruments with a pb, called “mirror hypsoneter”. A very special version of this instrument was invented by the German forester, Martin Faustmann in 1856.

For more information on this particular version of a hypsoneter, review “Faustmann Mirror Hypsoneter” on my web site.

Recently I found a home made hypsoneter in



Bavaria, a region located in southern Germany, near the border of Austria. Unfortunately the plumb bob is missing and the mirror is broken. But that is not so important.



This hypsoneter is different than others for the following reasons:

- Hand-made
- Bigger 9 3/8 in (23,5 cm) long 3 7/8 in (9,8 cm) high 3/8 in (1,1 cm) thick Usual is: 7 1/2, 3 1/4, 3/8 in (19 – 8,2 – 1,1 cm)
- The scales are written by hand and also the lines are drawn by hand.
- It has 2 “garages” for the (missing) plumb bob. (not shown here on pictures)

- On the scales you find not only the values, but also for what reason this scale is used (height or distance).
- Very special is a handwritten information: “Eisele f/s Keuchengenossen Eder”



Eisele is the name of the maker and his friend Eder got it from him as a gift.

f/s = für seinen (for his)

Note the term, “**Keuchengenossen**”, which translates to “fellow prisoner” in English. You can locate this word on the internet, however if you search for further details on the term, you find the phrase “Keuche” was used until 1800 in the southern part of Germany and in Austria for a “very narrow jail cell” (or a prison tower). This instrument was built after 1872. This word was later also used for a narrow room in a small house. (I don’t think that this instrument was produced in a prison tower or narrow jail cell.)

In my opinion, the hypsoneter was manufactured by a forester student who lived together with another student in a narrow room, while they were attending school, as they identified this room by calling it a “Keuche”, an uncommon and very old term.

“Keuchen” means gasping for air.

I realize that tracing obsolete German word roots may not be as interesting to my American friends, as they are to my German friends. All you Americans, review your family history – maybe you have some German ancestors who are “still available” and are familiar with this term.



4. OLD CAR WHEEL MEASURING INSTRUMENT. USA

I got an email:

“Wolf, I found this plumbing device recently. It is hand made out of steel but have no idea what it does. It is 25 inches long. 1`8 inches mid bar to tip of bob. Bob is 3-1/4 inches long. Bottom cross bar is 11`-1/2inches. Stand at top is 8 inches. Bottom bar has 6 divisions on each side of center. Main bar is 1/2 inches square. You are welcome to print it in the newsletter or just write it off as an oddity. I plan to sell it but do not have a price in mind at the moment. Care to make a price guess as to value? I am thinking between 25-50 dollars. Hope you find it interesting. Jim “



My answer;

*“Jim, it is a good find. It is an instrument to measure the parameters (**camber, king pin alignment, side inclination, caster**) of front wheels from old cars. See my attached newsletter 2010-08 on pages 107 + 108. I have the same one in my collection. **Yours is not correctly installed.** The V-part on top must be inset to the other side to have contact to the wheel. The plumb bob has to show to the user and not to the car. Have fun to TRY IT! ... I did not see it again on eBay since 2009. Good luck Wolf”*



plumbbobwolf@t-online.de

Here is the information from my newsletter 2010-08:

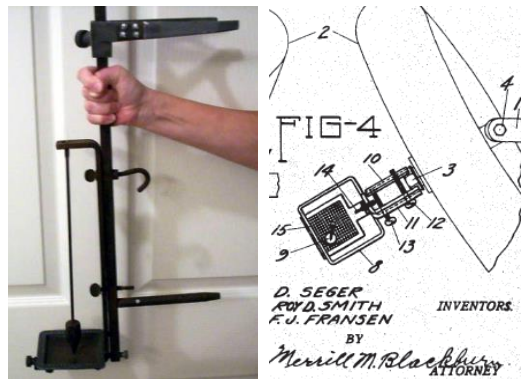
Last year I procured an instrument from the USA to measure some parameters of the WHEEL as camber, caster, king pin and side inclination of front wheels.



Two home-made versions from the internet:



Searching for more information I found some patents from 1931, 1935 and 1951(not all shown here):



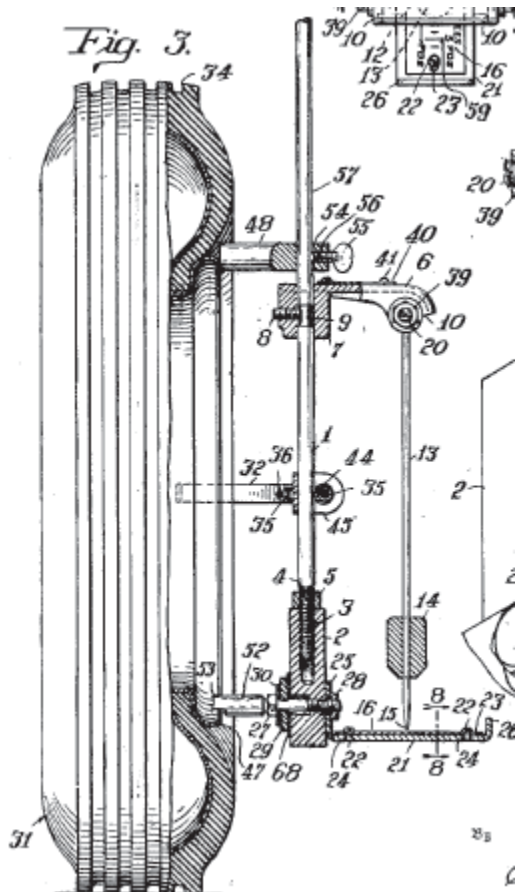
The plumb bob was still under patent protection in 1953.

Patented Feb. 3, 1953

2,627,123

UNITED STATES PATENT OFFICE

2,627,123
GAUGE FOR INDICATING CAMBER, CASTER, AND SIDE INCLINATION OF WHEELS

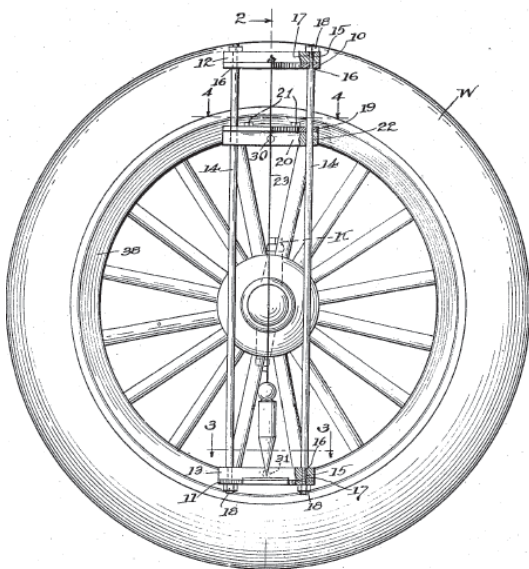


Dec. 25, 1934.

E. M. STARR
WHEEL GAUGE

1,985,330

Filed Oct. 19, 1931 3 Sheets-Sheet 1



5. HERGA and WHPLUMB from AUSTRALIA

I received some information on two plumb bob makers from Nigel Clarry who lives in Ipswich, Queensland, Australia. I already mentioned the names HERGA and WHPLUMB in my newsletter 2010-05 ENGLISH PLUMB BOBS part 2, but now we have better photos of the marking.

Below you find a HERGA ad from 1967 and a plumb bob with sheath, both marked with HERGA & CO:

For All Your Surveying Requirements and Repairs
CONSULT
HERGA & CO.
(A. & E. BRIGHT)

AGENTS FOR "HILGER & WATTS" SURVEYING INSTRUMENTS
Standard Theodolites, Levels and Microptic Instruments in Stock.
Levelling Staves and Chain Bands Made to Your Order.
Watch, Clock and Instrument Repairs a Speciality.

181 EDWARD STREET, BRISBANE, QUEENSLAND



WHPLUMB maker of tools:

Nigel told me:

"Last year I visited the actual site of where the WH Plumb foundry was located. There is some sort of shop there now and it is very expensive real estate!"

I found the following information in the internet:

W.H. Plumb is from Sydney.

W.H. Plumb started Friday Jan. 17, 1930 as you can read below:

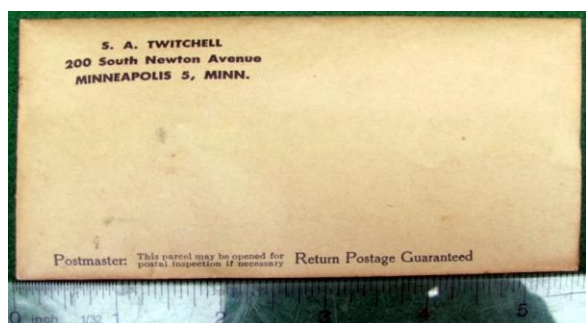

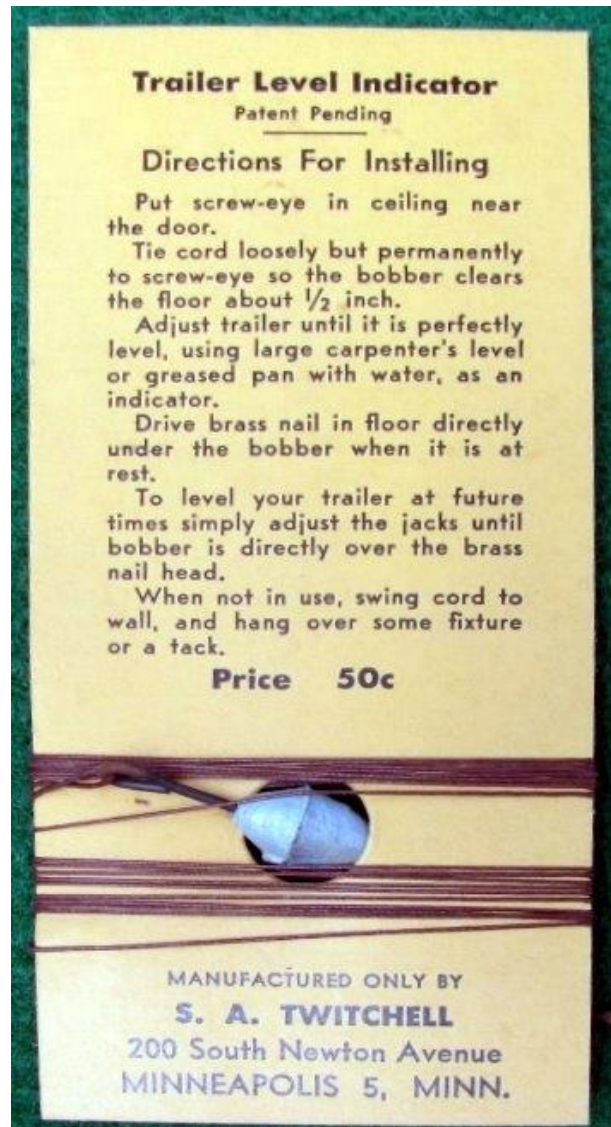
W. H. Plumb (Australia), Ltd., capital £100,000, to acquire and take over as a going concern the business now carried on at Woollahra (suburb of Sydney) of W. H. Plumb, and to carry on the business of toolmakers and general engineers, etc.

First director: W. H. Plumb, W. A. Crick, M. Donohoe



6. TRAILER LEVEL INDICATOR

Instruction below tells all you need.



**7. PLUMB BOBS FROM THE
COLLECTION OF ARCHIE MACKINNON,
CANADA**

Some nice plumb bobs from the collection
of Archie MacKinnon, Canada
With REMARKS by Wolf Ruecker
plumbbobwolf@t-online.de
Sept. 20. 2015 UPDATE



#08 KUKA

166 grams

5" high

This is a German plumb bob / chalk line combination from KUKA Augsburg, maker of gas installations.

Purchased from eBay.

Some other photos from my collection.



Internal reel
#02 No marking
579 gm.
7" high
1 3/8" diameter
Lever break/wind-up




Fig. right
#05 No marking
1590 gm.
7 3/8" high
2 1/4" diameter
Might be Mercury-
or lead-filled





#03 No marking
652 gm
4 1/2" high
1 3/4" diameter
Spring brake



#4 No marking
1288 gm.
5 3/4" high
2 1/4" diameter
Must be Mercury filled-too heavy for its size



Remark WR:
Plumb bobs are usually filled with LEAD-SHOT to make them heavier. Mercury (more expensive) is used only in special cases, to have a slim shape.




Mining plummet
#01 K&E CO. NY
805 gm.
6 1/2" high
2" diameter
No wick



#14 no marks
338 gm.
4 1/2" high
?? "diameter
Cast iron.
Looks like Stanley #5



#11 no markings
 407 gm.
 4 1/2" high
 1 1/2" diameter
 Hinged point.
 For measuring in oil tanks.



#06 No markings
 546 gm.
 6 3/8" high
 1 1/8" diameter
 Button release
 It looks similar to the design
 patent of this pb. Prutch US
 des pat 198470 (fig. right)







#09 no marking
 457 gm
 6 ¼" high
 1 ¼" ? Diameter
 No key

It is US 3027977 KNAUS
 1962 TOOLS Plumb Bob.
 Known as AUTO BOB.


Was offered on eBay as
 "Buy it now" \$1,000.00 ☺



It is now also offered
 as a remake by TPI.
 See my newsletter
 WOLF'S PLUMB BOB
 NEWS 2015-Q 03
 The brake system see
 fig. below.



#16 no marks
 1157 gm.
 7" high
 2 ½" diameter
 From the Nelson Denny
 collection.



Two b/w photos from Nelson
 Denny of his pb. #460



#15 no marks
95 gm.
3 3/8" high
7/8" diameter



#13 Veritas
73 gm.
4" high
?? " diameter
Made for Lee Valley Co.



#10 no markings
126 gm
2 3/4" high
1 3/8" diameter
Ivory? Fine grain.



Veritas® P724 Plumb Bob 

The first in a series of plumb bobs we are producing, this one is compact, functional and well designed. Finely made from brass with a stainless-steel tip, it is about 37/16" long with a slim body just under 7/8" in diameter at its largest section. An integral O-ring bumper protects against marring when used against a vertical surface. The 8' long braided nylon cord (no endless twirling, like twist cord!) is threaded through the removable brass crown to ensure perfect balance. Acting both as a tip protector and a cord spool, the 15/16" diameter black anodized aluminum case is fitted with a rare-earth magnet to hold the bob securely when not in use. Drawstring bag included. A useful tool in any toolbox, and a great gift. Made in Canada. Patent pending.

Veritas® P724 Plumb Bob
05K95.12 \$26.50



Rare earth ring magnet holds bob in storage case.



Actual size

Lee Valley

8. HUGE GERMAN ARCHITECT'S PLUMB BOB

From Berlin, Germany I got a plumb bob with a nice brown patina and unusual shape:



trousers pocket without making a hole in it. 😊

Unfortunately the seller could not tell me more about the history. He bought it on a boot sale / antique market.

It is a three-part bob, but you can't screw in the upper part directly into the lower part. (different threads). The lower part is to protect the (unhardened) tip and to use it as a flat bottom mason plumb bob.


It is 4 ¼ inch high (10,5 cm) and has a diameter of 1 ¾ inch (4,5 cm). The weight is 25 oz (860g)

Usually this type of plumb bob, a combination of a flat bottom and a conical plumb bob is not so big, as you can see in the figure below. The small ones are used by Architects. They could put it into the



9. BRITISH PATENT GB19687 from 1907 GEORGE W. WIESENER Australia

The first time Bruce Cynar mentioned 1991 in his famous "THE PLUMB LINE" (available for download on my web site) a mechanical plumb bob marked TROUGHTON & SIMMS (see figure below).



Marked: TROUGHTON & SIMMS Ltd, LONDON Patent No. 6247. Weight is 11 ounces, length 3 5/8". Un-screwing the cap allows the pulley to slip out of the body, which I believe was only a manufacturing convenience. The width of the pulley is greater than shoulder of the bob so the string only touches the pulley. Somewhere along the line a hole was drilled in the cap to facilitate 'normal' use.


This plumb bob was marked with a **patent number 6247**. A search of British patent records only revealed "An Optical Aneroid Barometer" published July 8, 1909. Inventor: George William Wiesener, Sydney, NSW, Australia. However, this barometer has no relation to a plumb bob. ☺

Later I found that Wiesener also had a patent GB 19687 from 1907 for "An Improved Adjustable Plumb Bob". In this patent I found the drawings of the plumb bob shown by Bruce.

Now we know that the maker of the plumb bob, Troughton & Simms mixed up the patent numbers in the office and marked the plumb bob with the (wrong) patent number of the barometer. ☺

The WIESENER #1 is marked TROUGHTON & SIMMS Ltd. LONDON

Later my friend Dogan B, purchased an



unmarked WIESENER in a box, with a label at an auction:



REMARK: It looks like an original box. Perhaps it was made later by a dealer or collector. The box is adapted to the paper with the information about Wiesener. Usually the box is adapted to the size of the tool (plumb bob) and then the written information is adapted to the box. From my perspective, it appears to be a "presentation box", but this is only a guess.

This WIESENER #2 has the same shape as the FIRST one, but is not marked.



Todd G. from the West-Coast of the U.S.A. bought on eBay this unmarked WIESENER:



This plumb bob is shaped different to the others, especially the BODY (English onion-shape) and the TIP (Australian shape).


The **WIESENER #3** (see figs. above) is unmarked and in the shape of a typical Australian plumb bob, like the well-known CARTER TOOLS that is marked CT. (see fig. below)



I bought in 2011 my first Wiesener. It is unmarked and shaped like Wiesener #2.



It was shipped in a metal box, but not well wrapped inside. The result was a heavy perforation of the bottom of the metal tube as you can see below.



The **WIESENER #4** (see fig. on top of this column) looks like the Wiesener #2.

Last month I could purchase another Wiesener. Unfortunately the second Wiesener from my collection is not totally complete (the spring is broken and a small piece of the brake mechanism is missing), but that is not so important.

However, this incomplete Wiesener contains a marking **C.T.&S. Ltd.**, along with a completely different tip, which is threaded

for a cover for tip protection. Review the photos below, which exhibit the differences in my two Wiesener plumb bobs. (#5 left and #4 right)



Missing part of the brake mechanism:

Very funny was the “parcel” used by the English seller for shipping. ☺ ☺
 It was a common plastic box for OLIVE SPREAD that you find on your breakfast table. Inside a little bit wrapped with bubbles. A very dangerous way to ship such a heavy plumb bob, but it arrived in good shape. (See fig. on top of the next column.)



The **WIESENER #5** has a completely different tip and is marked **C.T.&S. Ltd.** (Cooke, Troughton & Simms)

The British company of Cooke, Troughton and Simms Ltd ('CTS') had a long history with J. Troughton (senior) opening a business as an instrument maker in 1756. 'CTS' was formed when T. Cooke and Sons Ltd purchased Troughton and Simms Ltd in 1922.

CTS finally ceased trading in 1988: In “The SURVEYOR” from 1909 I found advertising for this “**TIME SAVER**” and information about the quantity: “**Over 130 are in use**”.

A Wonderful Time-Saver !
WIESENER'S New Patent Automatic Self-Winding PLUMB-BOB.

☛ The Time Saved in a Week's Work Pays for it. ☚

This Plumb-bob was shown in action at the Annual Meeting of the Institute, and universally approved of. **Over 130 are in use.**

SECOND-HAND INSTRUMENTS.
 GUARANTEED BY T. F. WIESENER.

5-inch Theodolite to 30 seconds, by Cook; bubble on Alidade, 3 eyepieces, with leg and canvas-covered case.	£20 / - / -
10-inch DumPy Level, with compass, 2 eyepieces; complete in case with leather cover and straps and leg	£10 / 15 / -

CONCLUSION:

This chapter on patented WIESENER plumb bobs from the inventor Wiesener (who lived in Australia, but has German ancestry), updates a previous article in my "Patent Newsletter", 2007-47, available on my web site www.plumbbobcollectors.info
 The 2007 Wiesener article also provides additional historical information regarding Wiesener and his patent drawings. Now we know that there are at least 5 Wieseners in 4 different configurations/shapes. If any of my readers are aware of other Wiesener plumb bob shapes, PLEASE let me know!

10. ASIAN GODDESS WITH PLUMB BOB



In my collection I have a very small figure (1.5 inch) of a sitting god, holding a plumb bob in his hand. (see. fig. above)



plumbbobwolf@t-online.de

Last month I saw on eBay a similar figure, but much bigger (unfortunately no measurements are known).

The headline: “statuary of the goddess of earth and celestial alignments”

The seller described it (not checked) as follows:

“An extremely rare statuary of the goddess of earth and celestial alignments. Building foundation to plant seeds of wisdom in the divine light and sacred geometry. This is a powerfull Feng Shui harmony statuary and has all the vibrations at all levels for good luck Feng Shui and spiritual growth. I love the energy of this amazing goddess statue which is holding a MOVING PLUMB BOB and sacred HOE for creating a even path for planting divine seeds of wish giving and intention. Set up on a altar make offerings and ask for special things to grow for you and watch the effects of your thanks on any place you empower your life with this very special statue. Fully consecrated offering it has amazing energy of growth of good luck and you will feel the love the moment its in your hands. Very old statue being sold "as is" as pictured see all pics and ask question if you wish? NOTE: Orange Butterflies that started to fly around me and the statue the moment I took it outdoors see photographs.”



Unfortunately, I could not obtain this, because costs for shipping the statue from Los Angeles to Germany was way toooooo expensive for me and would cost significantly more than the \$54 statue!
Do YOU know more about such items?



11. SOMETHING TO SMILE ABOUT



Offered on eBay. Lamp with plumb bob. 😊

12. REMARK

DEAR READER OF THE PLUMB BOB NEWS,
DEAR FELLOW COLLECTOR,

This is an article of the regularly published WOLF'S PLUMB BOB NEWS that is sent on demand as PDF-file attachment by email. FREE.

You can see all former publications on the website

www.plumbbobcollectors.info

on subpage "download publications".

Remarks and contact by email: plumbbobwolf@t-online.de

Enjoy it

Wolf Ruecker

PS. This NEWSLETTER is also available in GERMAN /DEUTSCH.



Logo of the IPBCA
INTERNATIONAL PLUMB BOB
COLLECTORS ASSOCIATION.
For us THE WORLD TURNS
AROUND THE PLUMB BOB